



# Volunteer Starter Guide

Student Ministries

# Welcome!

We're so excited to have you join the team and be part of what God is doing through Eagle Brook. We hope you love serving in Student Ministries as you see the impact you make and develop relationships with students and other volunteers.

We'll be right here with you—encouraging and equipping you to do the great work of ministering to students. In this guide, you'll find some tools and information that will help get you started. We hope you enjoy them!

With Gratitude,

The Student Ministries Team

# Our Mission and Focus

In Student Ministries, we build off of our church's mission to reach people for Christ by **preparing students to become lifelong followers of Jesus Christ.**

To prepare students to be lifelong followers of Jesus, everything we do focuses around two goals:

## 1. Creating Engaging Experiences

We intentionally create a safe, fun, and inviting atmosphere that is welcoming and helps students feel like they belong. Our environments and people set the tone for a great experience.

## 2. Developing Relationships That Transform Lives

Authentic and healthy relationships are critical in the life of a student. This goes beyond just having fun together or getting to know each other. Our personal interactions should be helping others grow in our values in order to become more like Jesus.

# The Team

Guest Service teams, small group leaders, and the Pastors of Student Ministries all work together. They ensure new and returning students experience a safe, fun, and inviting environment and help students feel like they belong. Volunteers help create this experience from the moment students arrive, during large group, as they transition between environments, during small group, and as they head home.

# Schedule

## Ground Zero (Grades 6-8)

Volunteer Huddle: 5:30-6 pm  
Lobby Experience: 6-6:15 pm  
Large group: 6:15-7 pm\*  
Small Group: 7-7:30 pm

## Revolution (Grades 9-12)

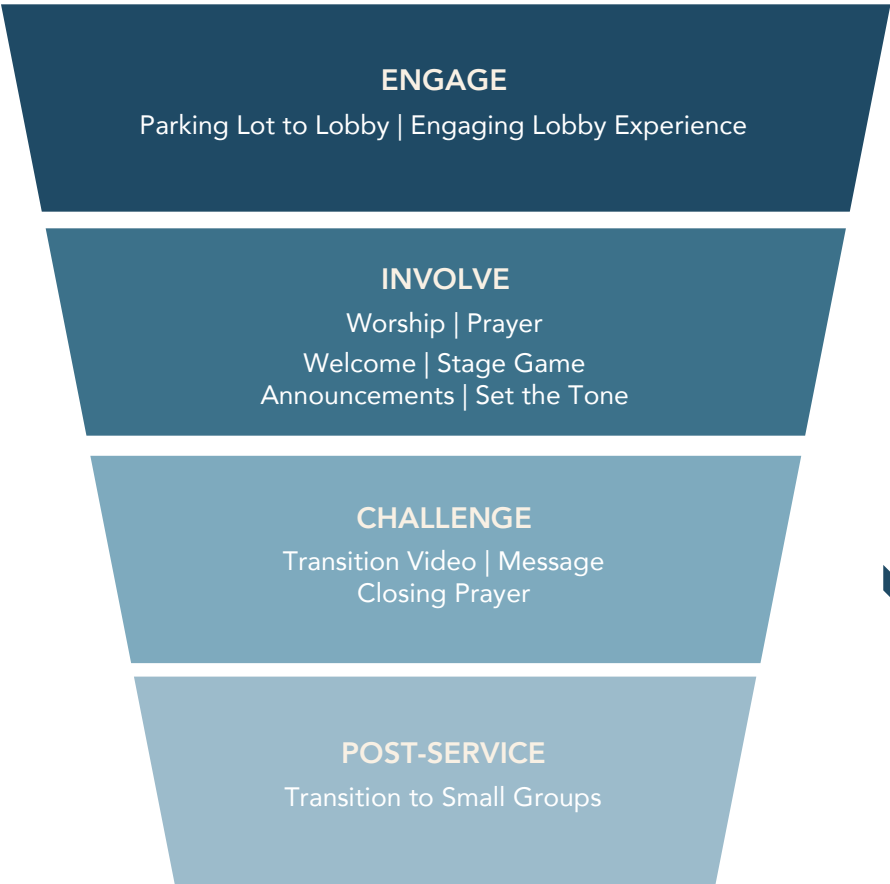
Volunteer Huddle: 7-7:30 pm  
Lobby Experience: 7:15-7:30 pm  
Large group: 7:30-8:30 pm\*  
Small group: 8:30-9:15 pm

\*Large group time is delayed by 5 minutes at all campuses except Lino Lakes, due to the simulcast.

# Large Group Time

Everything we do in large group is intentionally designed to move a student who has never been to church before into being prepared to hear about Jesus.

## Large Group Funnel



## **Lobby Experience**

- We are present during Student Check-In and ready to greet students.
- There is a welcoming, engaging environment set for students to walk into.
- Community connection time fostered through music, café, and games.

## **Stage Game & Announcements**

- We play games as an opportunity to celebrate students and of course have fun!

## **Worship**

- We all participate in a time of worship and preparation to hear God's teaching.

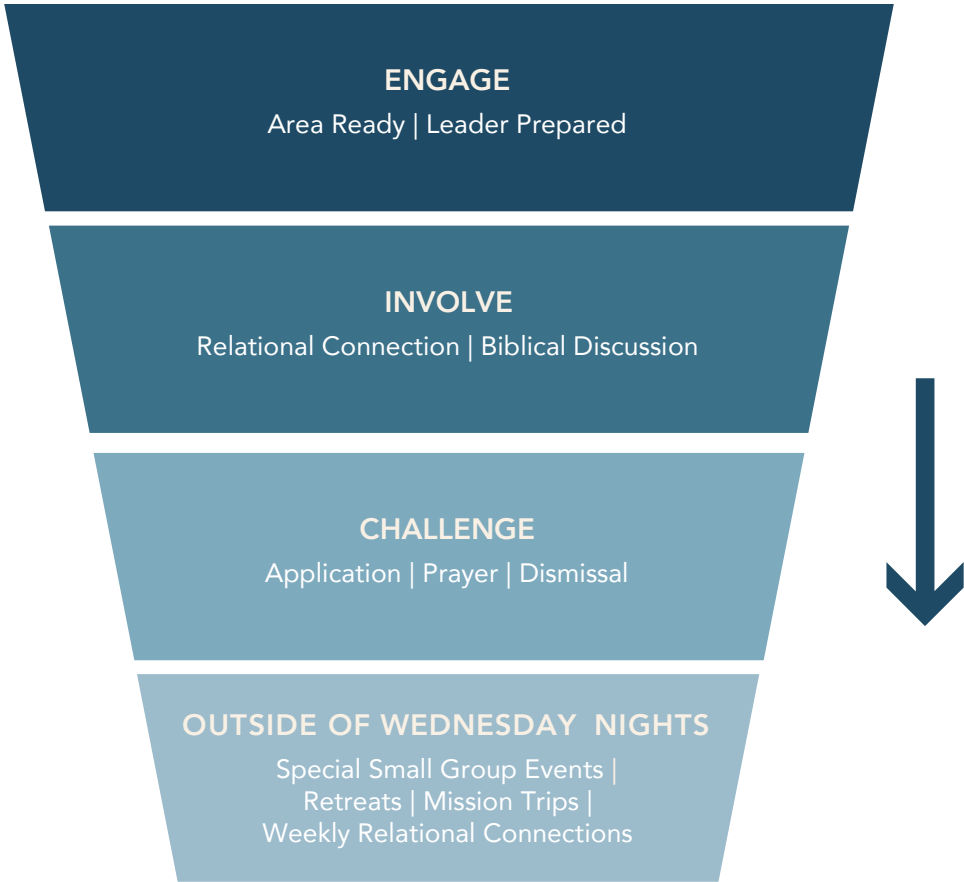
## **Message**

- During this time, students are taught relevant truth from the Bible that they can apply to their lives. We do this via simulcast from the Lino Lakes campus.
- It is important to listen carefully to the message and take notes for the small group discussion.

# Small Group Time

Small groups are the primary way in which a student grows in his or her relationship with Jesus and their peers. Groups are 6-16 same-gender students with 1-2 adult leaders. During small group, they will meet to have fun, learn about each other, grow in their friendships, and discuss deeper issues like life and faith. Small Group Leaders develop relationships with students, help students grow in their faith, and ultimately serve as the primary pastor for the students in their group.

## Small Group Funnel



## Getting Small Group Started

- Be prepared to lead the discussion. Review the discussion guide beforehand and capture key points in Large Group message.

## Discussion

- Follow discussion guide questions to facilitate a conversation with your group and inquire about their message takeaways.

## Application

- Summarize the discussion and main teaching points and clearly reinforce the application.

## Prayer and Dismissal

- Prior to the end, ask students for prayer requests and end with prayer and any needed announcements or reminders.

## Outside of Wednesday Nights

### Special Small Group Events, Retreats, and Mission Trips

- Attend retreats and mission trips and encourage students to sign up. Retreats are as important as Wednesday nights and expected for Small Group Leaders to attend and lead their students to attend.
  - Plan to attend your students' activities and/or schedule a group activity outside of GZ/Rev occasionally.
- All environments, even outside of the church building, MUST be safe. Parents should be aware of, and approve of, any student involvement with a small group leader. Leaders should never be alone with a student and should enforce the "rule of 3 policy"

### Weekly Relational Connection

- Weekly phone calls, texts, or social media contact with small group students is encouraged for building strong relationships. To encourage transparency and integrity, no digital communication with students should be deleted and group texts are encouraged.

# Online Resources

## Student Ministries Volunteer Website

<https://eaglebrookchurch.com/serving-area/student-ministries/>

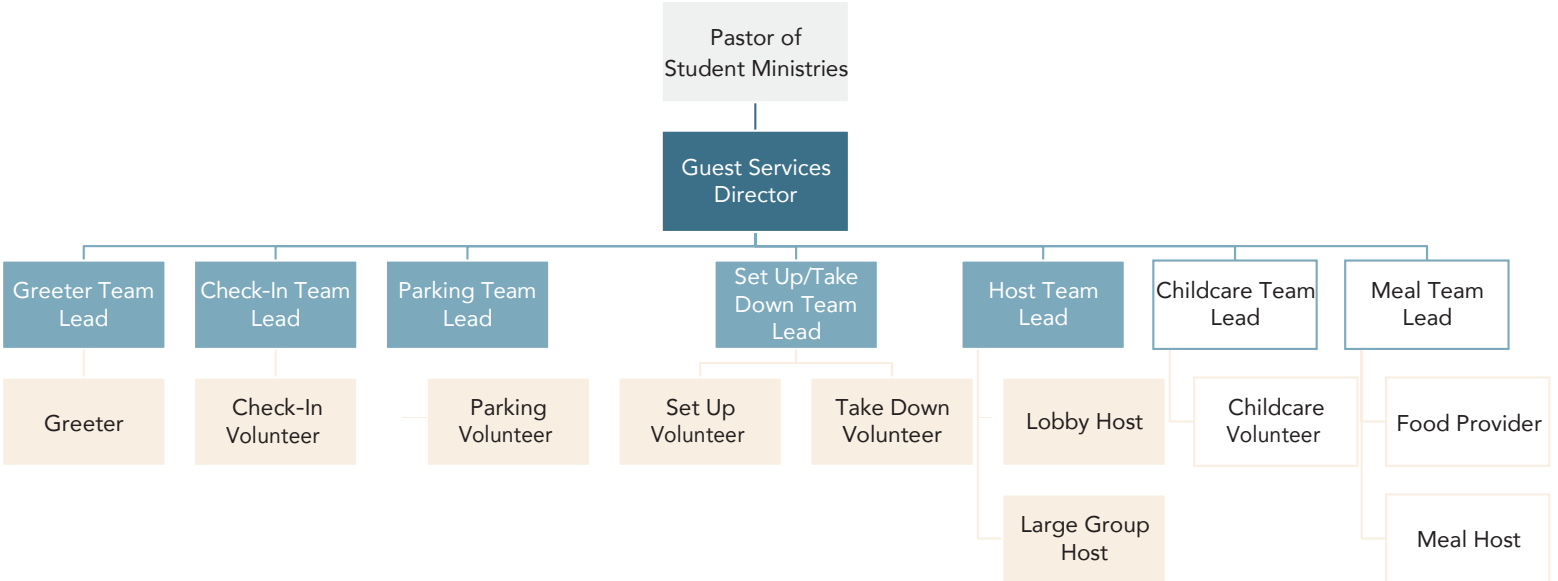
- Policies and Procedures–We want students and their families to know that our environments are a safe place, so our goal is to make sure we uphold the integrity of security and safety in student ministries.
- Small Group Guides are accessible here to facilitate discussion with groups in both GZ and REV. Please print each week or use the interactive web guide that allows you to take notes on your phone and email to yourself for future reference.
- Full and updated calendar for the entire school year. It is important to know when there are events outside of Wednesday night to attend and when we are off for school breaks, Christmas, and Easter.
- Additional training on how to take attendance, clean rosters, co-lead small groups, missing student follow-up, and much more.

## MyEBC

- Download the LEAD app for easy access to small group attendance recording.
- Set up your MyEBC login.
- Use MyEBC to make sure your contact info is up to date so you are getting all of our communications.
- Take attendance for your small group regularly.



# Guest Services Tier Structure



# Guest Services Program Schedule

**5 pm**

## **Set Up**

- Set up team arrives and starts creating an amazing environment
- Lobby, parking lot, and auditorium are ready for student arrival
- Meal team arrives and starts preparing volunteer meal

**5:30-6:00 pm**

## **Dinner & Huddle**

- Guest Services, Service team and Middle School small group leaders
- Check-in, put name tag on, grab dinner
- Leadership development
- Team development
- Ministry development

**6:00-6:15 pm**

## **GZ Student Check-In // Lobby Experience**

- Greeters, check-in, host, small group leaders and parking volunteers are facilitating an awesome experience for students.
- Café is in setup and in service

**6:15-7:00 pm**

## **Middle School Large Group**

**7:00-7:30 pm**

## **Middle School Small Groups**

**6:45-7:15 pm**

## **Dinner & Huddle**

- High school small group leaders

**7:15-7:30 pm**

## **REV Student Check in // Lobby experience**

- Greeters, check-in, host, small group leaders and parking volunteers are facilitating an awesome experience for students.
- Café is in setup and in service

**7:30pm**

## **Middle School Small Groups dismissed**

**7:30-8:30 pm**

## **High School Large Group**

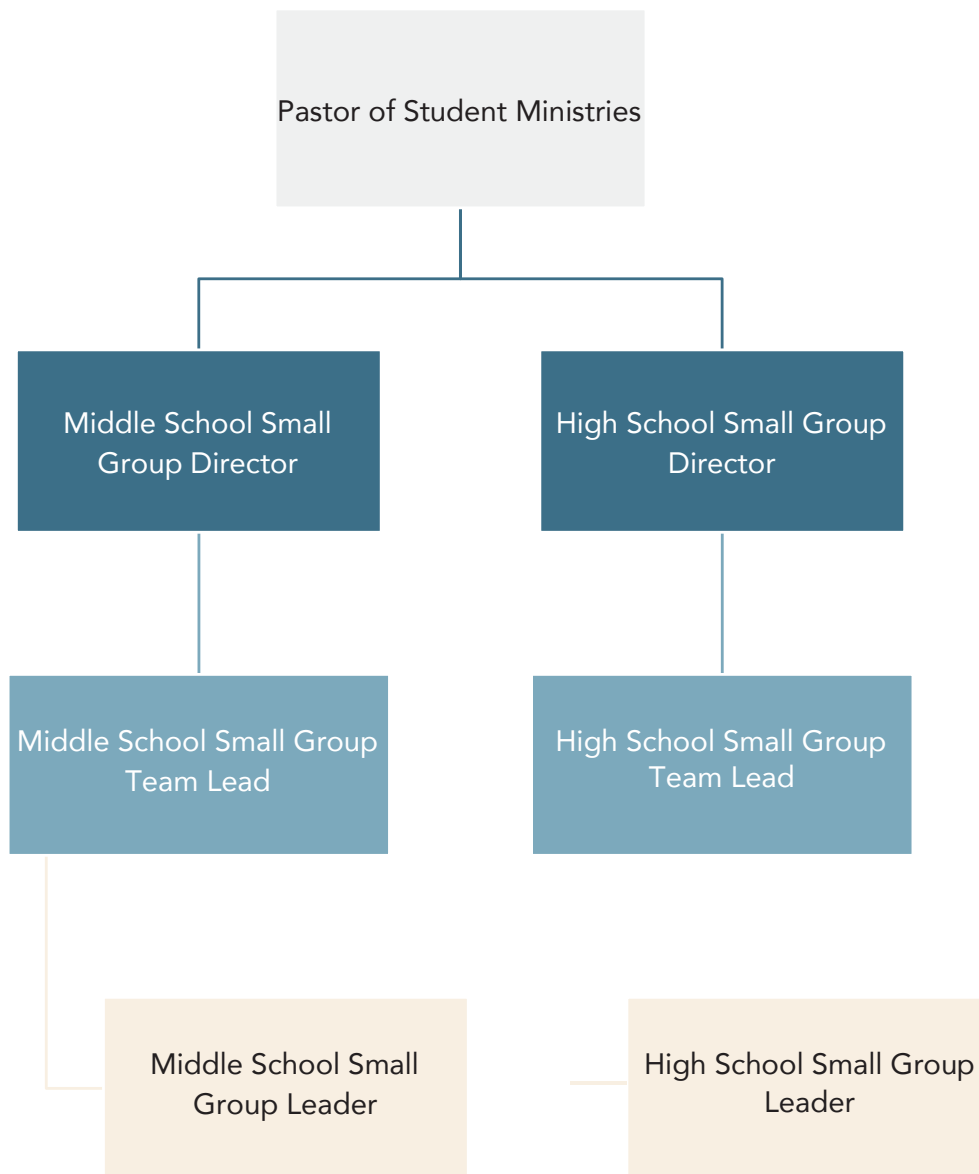
**8:30-9:15 pm**

## **High School Small Groups**

**9:15-9:30 pm**

## **Take Down**

# Small Group Leader Tier Structure



# Small Group Leader Program Schedule

Ground Zero

**5:30 pm**

Revolution

**6:45 pm**

## Dinner & Huddle

- Check in
- Grab dinner
- Sit with the other leaders in your grade group

Ground Zero

**6:00 pm**

Revolution

**7:30 pm**

## Check-In Starts

- Be ready to welcome students
- Create a fun and engaging space
- Connect with students

Ground Zero

**6:15 pm**

Revolution

**7:45 pm**

## Large Group Begins

- Attend large group with the students in your small group Sit among the students

Ground Zero

**7:00 pm**

Revolution

**8:30 pm**

## Small Group Begins

- Head to your designated small group area
- Facilitate conversations using Small Group Guides
- Limit distraction when possible to keep students in conversation

Ground Zero

**7:45 pm**

Revolution

**9:15 pm**

## Students Dismissed

- Guide students into lobby and outside to get picked up
- Hang out with students until they leave
- Stick around until your last small group student is picked up

# 5 Essentials of Student Ministries

## Fill Up First

*Jesus must be at the center of everything we do.* If that is the case, we need to prioritize our personal relationship with Jesus over anything and everything. If you aren't growing in your faith relationship, it's likely that you won't be ready or equipped to lead others in this way.

## Time on Their Turf

*Meet your students where they are.* Be the person who truly knows the heart and the story of the students in your group. It's good to know what school they go to, who their parents are, where they are from, and even more-know their struggles and successes. Show up on their turf—any environment personal to a student. One personal connection on their turf = 10 nights of small group.

## Get in the Game

*Be ready to show up for your students.* You may be the only consistent adult or leader in some students' lives, and it helps them to know they will see you on a regular basis. Showing up predictably each week creates trust, accelerates community, and builds common ground between you and your group. In addition to showing up weekly at small group, it can speak volumes when you unexpectedly show up for a student. This could be at a sporting event, concert, or during a crisis in their lives.



## Enjoy the Journey

*Your group is not a list of problems to be solved, but people to be loved.* When it comes to relationships, expect messiness and understand it takes time. Journeys are never easy, straightforward, or without challenges, so understand you will need to be flexible. You are not expected to change these students. We can leave the transformation up to God as we walk along this journey. As you build relationships with your group and see transformation, don't forget to take time to celebrate and have a ton of fun!

## Be Authentic

*Authenticity always trumps cool.* It's going to be awkward and intimidating at times, but simply being who you are is important to your group's success. You don't have to be cool or even know all the answers as "the leader." Saying "I don't know" is not a sign of failure, but of honesty and vulnerability. If we are asking them to share their struggles and successes, then be willing to share your own. You have your own unique story. Share it. When students see you being open in this way, they are more than likely to do the same. Be who you are so your students can be who they are!

# Small Group Curriculum Guide

## The Goal

The goal of the small group curriculum is to help guide both your relational connection to the students AND their connection to God and His Word. We want them to gain understanding of how to read the Bible and apply it to their lives. This will be a slow but steady process throughout the year – so enjoy each baby step your students take toward knowing each other and Jesus better through these guides. We are praying for you and cheering you on as you lead your groups this year!

## The Guides

Each week you will have access to a one-page curriculum guide on the volunteer website. These will usually be up one week in advance, if you want to prepare ahead. These one-page guides are meant to be just that - guides to your discussion with students. Here are some key things to know about your weekly small group guides:

- Each week, an icebreaker or conversation starter will be provided. Use the one provided for you or another one that you come up with that best fits your group. The purpose here is to start your time off intentionally building relationships in your group. Have fun!
- The Bible study will almost always correlate with the large group message for that night. We hope this will facilitate an opportunity to take a deeper dive into what we will be hearing in Large Group.
- The questions for each study are designed to start easy and get more in-depth as they go. Feel free to pick and choose the questions that will fit your group best.
- Application suggestions will be given each week, but you know your group best. Feel free to come up with creative application ideas that your group will be willing/able to do throughout the week. If you need help with this, find some time to brainstorm with your Team Lead or other small group leaders.
- Lastly, since every week counts during the course of our ministry year, it is so important we strive to maintain unity in what we are offering our students on a Wednesday night. The purpose for that is so they are able to leave with one clear message about Jesus. That is why our small groups will exclusively be using the GZ and Rev small group curriculum. Thank you for your help in this.

# 2021-2022 Calendar

\*calendar is subject to change. Please use online calendar for most up to date information.

## July

- 14 STO Volunteer Rally
- 20-22 Summer Takeover

## August

- 11 REV Event Volunteer Rally
- 18 REV Event

## September

- 1 Ministry Launch Dinner
- 8 Volunteer Vision Night
- 15 Student Ministries Fall Kickoff
- 22 Regular SM
- 29 Regular SM

## October

- 6 Regular SM
- 13 Regular SM – Parent Night
- 20 NO SM
- 27 Regular SM

## November

- 3 Regular SM
- 10 Regular SM – GZ Party
- 12-14 REV Retreat
- 17 Regular SM
- 24 NO SM

## December

- 1 Regular SM
- 8 Regular SM
- 15 Festival of Festiveness
- 22 NO SM
- 29 NO SM

## January

- 5 NO SM
- 12 Regular SM
- 19 Regular SM
- 26 Regular SM – REV After Party

## February

- 2 Regular SM
- 9 Regular SM
- 16 Regular SM – GZ Party
- 23 Regular SM – REV After Party

## March

- 2 Regular SM
- 9 Regular SM
- 16 Regular SM
- 23 Regular SM – REV After Party
- 25-27 GZ Retreat
- 30 Regular SM

## April

- 1-3 GZ Retreat
- 6 Regular SM
- 13 NO SM
- 20 Regular SM
- 27 Regular SM – REV After Party

## May

- 4 Regular SM – 6<sup>th</sup> Grade Preview
- 11 Regular SM – 8<sup>th</sup>/12<sup>th</sup> Gr. Night
- 18 End of Year Party
- 25 Ministry Celebration (Volunteers)

## June

- 20-27 REV Mission Trip

